



Week One; The Engine; All Aboard!!

September 26, 2013, 10:30-11 a.m.

Early literacy practice: Talking

- Children learn language by listening to others talk.
- As children listen, they learn new words and what they mean.
- Your child's favorite voice is yours!

Early literacy skill: Vocabulary

- Most children enter school knowing 3,000 to 5,000 words.

Books with interesting words and vocabulary

P GUTHRIE Guthrie, Woody. *New baby train.*


P KIMMEL Kimmel, Eric A. *Stormy's hat: just right for a railroad man.*

P LENSKI Lenski, Lois. *The Little Train*

P NEYE Neye, Emily. *My first train trip.*

P ROTH Roth, Carol. *All aboard to work--choo-choo!*

P WATTY Piper, Watty. *The little engine that could.*



Rhymes

Open them, shut them, give a little clap!
 Open them, shut them, lay them in your lap.
 Creep them, creep them, creep them, right up to your chin.
 Open up your little mouth, but don't let them in!
 (repeat 1st two lines)

Train Echo

Leader


All Aboard!
 I'm a train,
 I'm a choo-choo train.
 I ride in the sun.
 I ride in the rain.
 My wheels go fast.
 My wheels go slow.
 The engine pulls
 Me where I go.
 Chugga, chugga, chugga
 Choo! Choo!

Group response

All Aboard!
 I'm a train,
 I'm a choo-choo train.
 I ride in the sun.
 I ride in the rain.
 My wheels go fast.
 My wheels go slow.
 The engine pulls
 Me where I go.
 Chugga, chugga, chugga
 Choo! Choo!

"A Peanut Sat on a Railroad Track"

A peanut sat on a railroad track.
 His heart was all a-flutter
 Engine nine came down the track
 Toot Toot! Peanut butter!



"Down By the Station"

Down at the station early in the morning
 See the little Puffer Bellies all in a row
 See the engine driver pull the little handle
 Chug, chug, toot, toot; Off they go!

Closing


My hands say "thank you" with a clap, clap, clap
 My toes say "thank you" with a tap, tap, tap
 Clap, clap, clap, tap, tap, tap
 Rrrrrroll your hands and wave "good-bye"!

Take-home Tips

- Make reading a conversation; talk about what's on the page, including new words! Use "Wh" questions.
- Frequency matters! Children learn the words they hear the most.
- Keep it personal! Children learn words for what they are interested in!
- Repeat and expand using new vocabulary and/or more complex sentence structures.

Train Crafts

Make a train from squares, rectangles, circles and triangles; this pattern lends itself to recycled materials, felt & flannel board, as well as paper.




Or make a "Name Train" using your child's name:

A great opportunity to show sequencing; the initial is the Engine!



Name Train & Train Snack

The Educators Spin On It



Inspired by Freight Train by Donald Crews

More ideas here:

<http://www.artistshelpingchildren.org/trains-craftsideasactivitieskids.html>